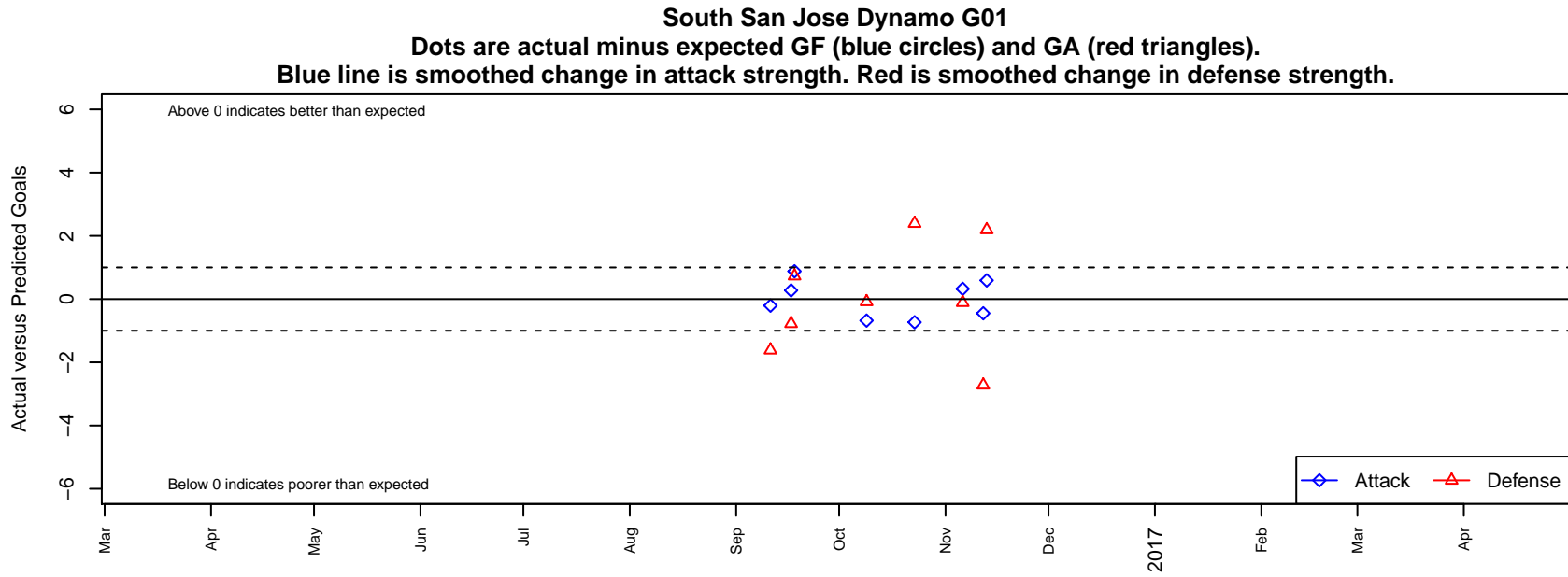


South San Jose Dynamo G01

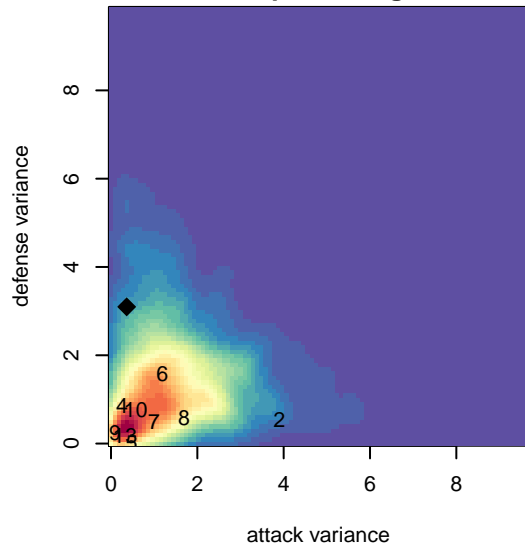
alt names used:

Venues played:
2016 FWRL CAN CRL U16

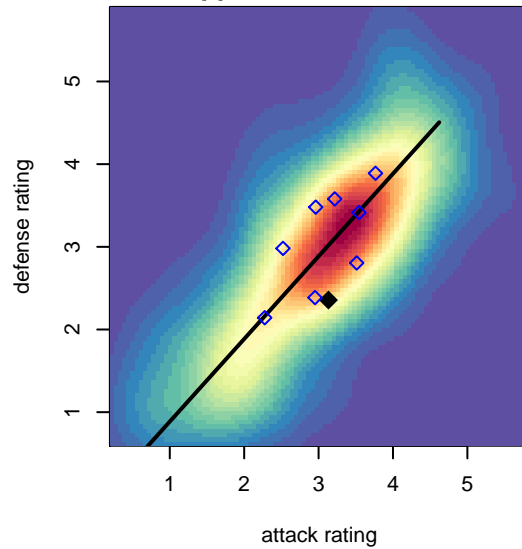
, CAN
G01 total strength=1592
attack=22.93 defense=10.55



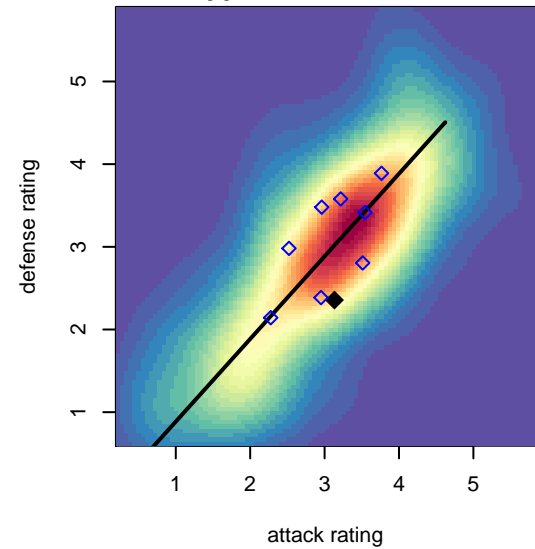
**attack and defense variance (black dot)
relative to other teams
and top 10 in region**



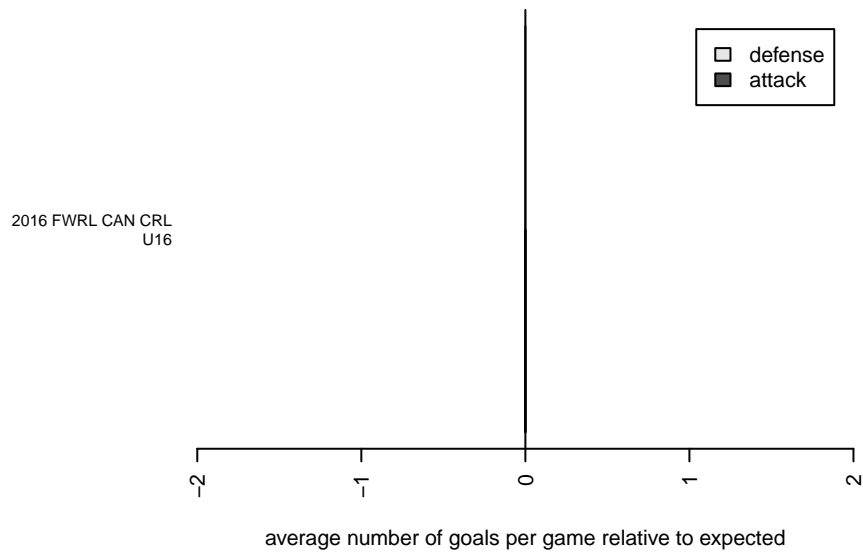
**attack and defense rating
relative to others at age
and all opponents in last 13 months**



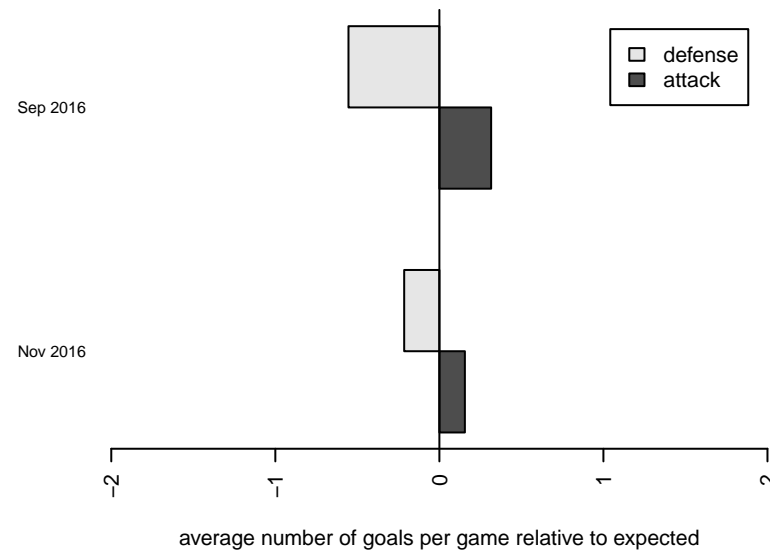
**attack and defense rating
relative to others at age
and all opponents in last 13 months**



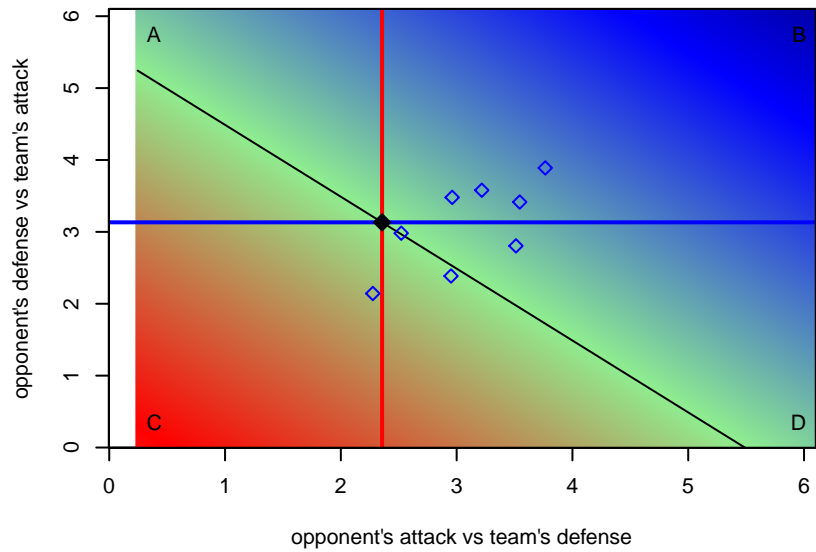
Performance relative to 13 month average



Performance relative to 13 month average



Distribution of opponents
 Red = Lose zone, Blue = Win zone, Green = Even
 Black line separates win/lose zones



lot. A=Neither has attack advantage, B=Opponent has both attack and defense advantage, C=Opponent has both attack and defense disadvantage, D=Both have

date	home		away		venue	pred.home	pred.away
2016-11-13	South San Jose Dynamo G01	2	Palo Alto SC Blue G01	1	2016 FWRL CAN CRL U16	1.41	3.19
2016-11-12	USA Stars G01	7	South San Jose Dynamo G01	0	2016 FWRL CAN CRL U16	4.28	0.45
2016-11-06	South San Jose Dynamo G01	1	San Juan SC South G01	2	2016 FWRL CAN CRL U16	0.68	1.89
2016-10-23	South San Jose Dynamo G01	0	Santa Clara Sporting Green G01	0	2016 FWRL CAN CRL U16	0.73	2.39
2016-10-09	MVLA Milan Green G01	1	South San Jose Dynamo G01	2	2016 FWRL CAN CRL U16	0.91	2.68
2016-09-18	Pacifica United SC Strikers G01	1	South San Jose Dynamo G01	3	2016 FWRL CAN CRL U16	1.73	2.12
2016-09-17	South San Jose Dynamo G01	1	Mustang SC Elite G01	4	2016 FWRL CAN CRL U16	0.73	3.22
2016-09-11	Livermore Fusion SC NPL G01	3	South San Jose Dynamo G01	1	2016 FWRL CAN CRL U16	1.39	1.21